

SANT NISCHAL SINGH PUBLIC SCHOOL, YAMUNA NAGAR



HOLIDAYS ASSIGNMENT

SESSION (2024-25)

CLASS: VI

Dear Students

We all eagerly wait for holidays. We all make plans to enjoy, to relax and to empower ourselves during these gala days. This summer vacation the Holidays Homework, so designed by the mentors of the school is a medium for you all to achieve the motto of 'Fun and Learn'.

The activities and Art integrated assignments will foster curiosity, develop creativity, enhance knowledge and instill the joy of learning among you all. This will certainly help you discover a new you who is more enriched and confident and performs every action to perfection.



TIPS FOR SUMMER BREAK

- ❖ *“A healthy mind resides in a healthy body” - pay attention to your health, go for morning and evening walks, avoid consumption of junk food, eat healthy and stay healthy.*
- ❖ *Open your mind for reading newspapers, novels, blogs and stories that will help you in increasing your vocabulary.*
- ❖ *Watch Discovery Channel , History Channel, National Geographic Channel and BBC Earth for knowledgeable programs.*
- ❖ *Indulge yourself into activities like cooking, singing, dancing aerobics, cycling , trekking, swimming, art and craft and gardening.*
- ❖ *Appreciate nature and go for Nature Walk, Plant a sapling, water the plants . Spread the message of nature conservation.*
- ❖ *Remember to have a wide mouth container filled with water outside your house for the birds to get respite from the scorching heat.*



GENERAL INSTRUCTIONS THAT ARE TO BE FOLLOWED

- ❖ Revise the syllabus thoroughly covered till May.
- ❖ Use eco friendly material to prepare Models or Projects .
- ❖ Make the Project/ Models independently. Ask Parents for guidance and assistance only.
- ❖ Maintain the quality of work done.
- ❖ Write about your Project in a Project File(word limit -200 to 300 words)
- ❖ Minimize the use of gadgets.
- ❖ Develop a skill or hobby. Click photographs, record videos and note your achievements in your Portfolio File.

ENGLISH

* Visit any one of the following places and record your experiences: What you saw there, how you felt , what new things you learned from there .

- 1) A nearby village
- 2) Your parent's workplace (factory/ office/ shop etc)

* Write about your experience -- what you have seen, felt and learned from there.

- **Roll no 1 to 10:** Prepare a PPT (Power Point Presentation) on endangered species.
- **Roll no 11 to 20:** Interview a social worker and record it.
- **Roll no 20 onwards:** Read the prescribed novel Oliver Twist and write its summary.

HINDI

1. दिए गए विषयों पर चित्र सहित 8 से 10 पेज की फाइल बनाएँ-

- **Roll No.1 to 10** आप के गाँव/शहर या आसपास में लगे मेले का वर्णन।
- **Roll No.11 to20** नदियों के महत्त्व को बताते हुए कुछ नदियों का वर्णन करो।
- **Roll No.21to30** पेड़ों की उपयोगिता बताते हुए कुछ पेड़ों का सचित्र वर्णन करो।
- **Roll No. 31 to 40** रसोईघर में उपलब्ध कुछ चीजों या मसालों के नाम और उनके औषधीय उपयोग।

2. बाल रामकथा पुस्तक का वाचन करो।

MATHEMATICS

- **Roll no. 1 to 10-** Make flash cards on the topic “Properties of whole Numbers” with illustrations.
- **Roll no. 11 to 20-** Prepare a working model of Roman Numerals.
- **Roll no. 21 onwards-** Prepare a colorful place value table showing Indian and International system of numeration (giving names of all periods and places) on two colorful A4 sheets.

SCIENCE

- **Roll no:1-5** A) Observe 10 moving objects. Make a list of different parts that you see moving differently. Identify the motion of each part.
B) Measure the length of any 10 objects. Give results in different units.
- **Roll no: 6-10** Make a model of pinhole camera.
- **Roll no: 11-15** Make a model of rainwater harvester.
- **Roll no: 16-20** Make an album of animals. Write about their habitat and different adaptations that help them to survive in their habitat.
- **Roll no: 21-25** Make a model of green house effect.
- **Roll no: 26-30** Make a project file on getting to know plants.
(Paste specimen of types of roots, leaves and parts of flowers and write their characteristic features)
- **Roll no: 31-35** Make five colorful sheets by recycling old and waste paper and utilize for making greeting cards.

SOCIAL SCIENCE

- **Roll no 1-10**
Make tools using clay highlighting the three Stone Ages - Palaeolithic , Mesolithic and Neolithic ages (two tools for each age)
Or
Make a genealogical tree of yourself mentioning at least two generations. You can take help from your grandparents.
(Presentation to be done on coloured A4 size sheet)
- **Roll no 11-20**
Create a ‘ This is my India ‘ collage using pictures, poem , phrases , words and quotations to bring out the essence of diversity in India. (Do it in scrap book)
Or
Cut out newspaper headlines of the different actions taken by the government for the welfare of the people and categorize them under the work of central government and state government .(Do it in scrap book)
- **Roll no 21-30**

Design editorial cartoons or comic strips that focus on social issues like - gender equality, freedom of speech, create awareness and bring about a change in worker's rights. (Do it on a chart)

Or

Talk to people in your colony and make a list of some common problems for which they have approached the municipalities in their area and what was their experience, what solutions were provided by the municipalities. (Do it on a A4 size sheet)

- **Roll no 31-40**

The Covid -19 pandemic has adversely affected the economically weaker sections of the society and reserved the progress made in attaining gender equality over the past several decades. Research and prepare a presentation (ppt) on how the pandemic has made the poor still poorer and thrown several people out of job.

Or

With the help of an atlas, find the latitude and longitude of the place you live in. Also, find out some other cities of the world which lie on the same latitude and longitude. (Do it on A4 size sheet)

COMPUTER SCIENCE

What is Robotics? Write any 5 applications of Robotics. Paste their pictures in Practical file. (Reference Page no. 109,110 of book)

PUNJABI

ਵਿਗਿਆਨ ਦੇ ਚਮਤਕਾਰ ਵਿਸ਼ੇ ਉਪਰ 8-10 ਪੇਜ਼ਾਦੀ ਚਿੱਤਰ ਸਹਿਤ ਇੱਕ ਫਾਈਲ ਤਿਆਰ ਕਰੋ।

ART & CRAFT

Prepare a folk-art painting (warli art) on A3 sheet.

ENGLISH LANGUAGE LAB

Do listening and reading skills of Is-2 through Burlington app.

Compulsory for all

EK BHARAT SHRESHTHA BHARAT PROJECT

CLASS VI-(2024-25)

Dear student

To encourage national integration EBSB Program has been launched by CBSE. It focuses on unity in diversity i.e. linguistic, literacy, festivals, sports, bio-diversity, tourism and cultural exchange. This will lead to enhanced understanding and bonding between the States thereby strengthening the unity and integrity of India. The pairing State of **Haryana** is **Manipur**.

Students will make and maintain state project file as per the following guidelines.

➤ Title Page/Introductory Page

EK BHARAT SHRESHTHA BHARAT PROJECT/FILE

Name of Project _____

Name of student _____

Class & Section: _____

Roll No: _____

Class Incharge: Mr/Ms _____

Signature of class Incharge _____

First Page

Map of India Highlighting “MANIPUR” and “HARYANA”.

Use innovative ideas to draw, paint or create map of India with any eco-friendly material, keeping in mind sustainable development.

Second Page:

Knowing my Pairing state “Manipur”

Worksheet (write and learn)

Name of State	Manipur
Governor	
Chief Minister	
Area	
Capital	
Fruit	
Flower	
Bird	
Dance	
Name of State Emblem	
Traditional Attire	
Popular Sports	
River	
Famous Lake	
Dance	
Endemic Plant/Symbol of natural richness and Bio diversity	

Third Page onwards


- वर्णमाला in Manipur language
- Any five sentences in Manipuri
- Make a paper weight using stone painting.

DAYS TO REMEMBER.....

WORLD ANTI TOBACCO DAY 31 MAY




NATIONAL READING DAY 19 JUNE



WORLD ENVIRONMENT DAY 5 JUNE



INTERNATIONAL YOGA DAY 21 JUNE



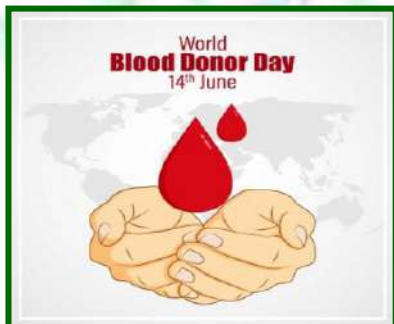
WORLD OCEAN DAY 8 JUNE




INTERNATIONAL DAY AGAINST DRUG ABUSE 26 JUNE



WORLD BLOOD DONATION DAY 14 JUNE



WORLD DOCTOR'S DAY 1 JULY



FATHER'S DAY 16 JUNE



INTERNATIONAL PLASTIC BAG FREE DAY 3 JULY



Happy
Holidays